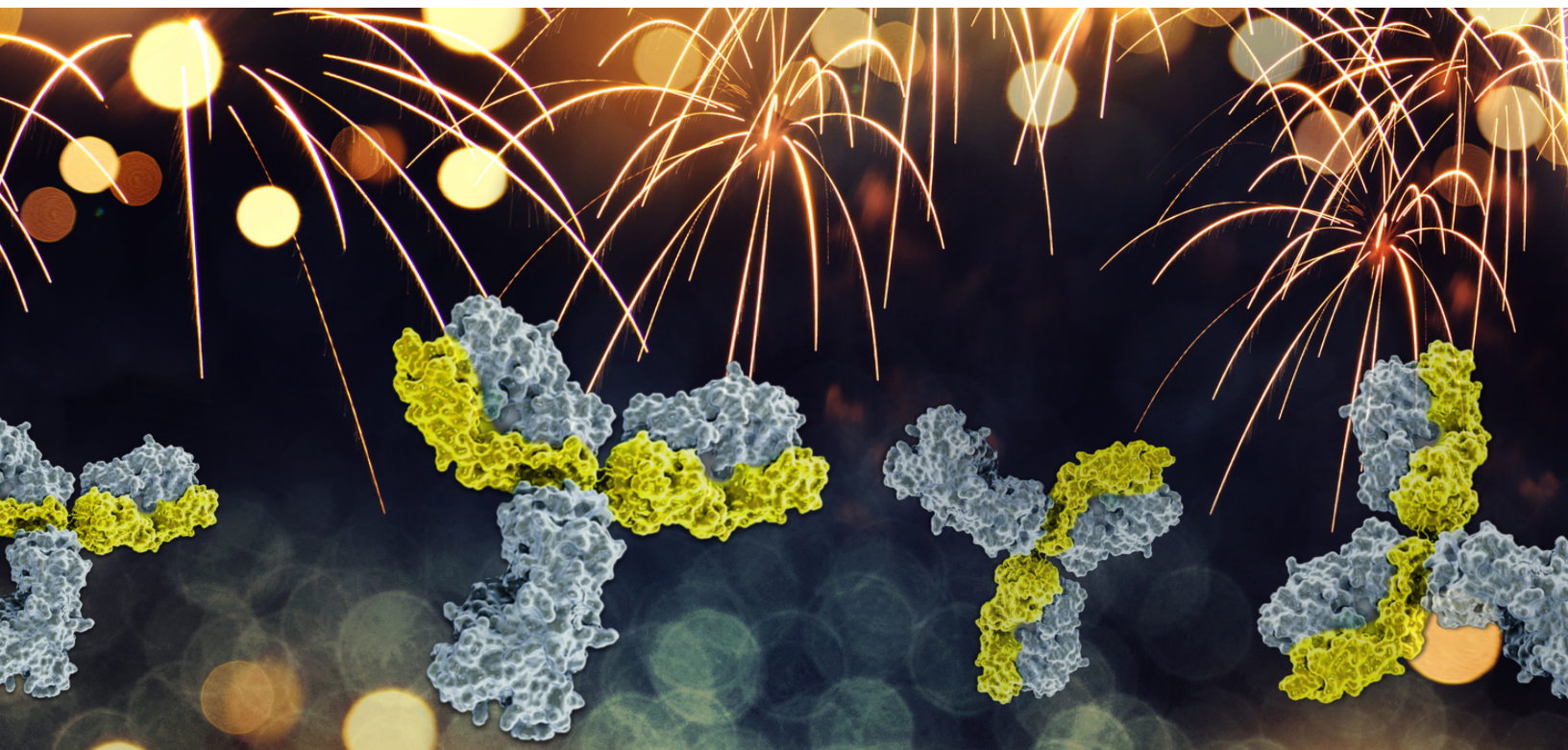


## THE LEINCO LATEST



### HAPPY NEW YEAR! THANKS FOR A GREAT 2023, LETS MAKE 2024 BETTER!

As we welcome the dawn of a brand new year, I wanted to take a moment to express our heartfelt gratitude for your unwavering support and trust throughout the past year. Happy New Year 2024! Your continued patronage and loyalty have been the cornerstone of our success. We're immensely grateful for the opportunity to serve you in 2023 and are thrilled to embark on another year with you by our side. As we step into 2024, we eagerly anticipate further growth, innovation, and meaningful collaborations. Your support is the fuel that propels us forward, and we're committed to exceeding your expectations by providing exceptional experiences and solutions. Once again, thank you for entrusting us with your business and being an integral part of our journey. We look forward to continuing this incredible partnership and making 2024 a year filled with achievements and mutual success.

---

### NEW BIOSIMILAR ANTIBODIES

Increasing need for biotherapeutics relies on building a solid foundation in discovery, translational research and pre-clinical studies. These studies rely on the availability of high-quality, research-grade biosimilars to support the cost-effective generation of reliable data. To meet this need, Leinco Technologies provides a range of research-grade biosimilars, including Fc-mutated forms to avoid unwanted effector functions. Check out our newly launched Biosimilar antibodies now!



[VIEW NEW ANTIBODIES](#)

---

## ANTI-MOUSE TREM2 MABMOD™ IN VIVO BLOCKING ANTIBODY

Are you eagerly awaiting the arrival of a groundbreaking antibody tailored exclusively for TREM2? Your patience has finally paid off! We are delighted to unveil our brand new, game-changing antibody for TREM2, and it is now easily accessible for you.



SHOP TREM2!

## IN VIVO CASE STUDY HIGHLIGHT IN BIOCOMPARE EBOOK


Despite enabling countless scientific discoveries, antibodies have received negative publicity in recent years for contributing to the reproducibility crisis. Inadequate antibody validation is largely to blame for any inconsistent results. Faced with this conundrum, researchers have become increasingly cautious with antibody selection. In parallel, antibody manufacturers have developed more rigorous methods for validating their products. Read our article starting on page 13 that compares PD-1, PD-L1 and CTLA4 antibodies from Leinco Technologies vs a competitor's products in a series of in vivo mouse experiments.



DOWNLOAD EBOOK


## DIGITAL NEWSLETTER

Help us save paper by signing up to receive these newsletters directly in your inbox! Opt-in using the QR code.



## TALK TO AN EXPERT

Do you have specific product related questions? Are you needing more information about our custom services? Scan the QR code to contact our sales team directly, and they'll be sure to respond in a timely manner.



## FOLLOW US

Stay up to date with everything that's going on at Leinco by following our social media accounts. You'll be the first to know about new products, promotions and so much more! Scan to follow.

